optibelt CE Clamping Bushings
Profile CE01

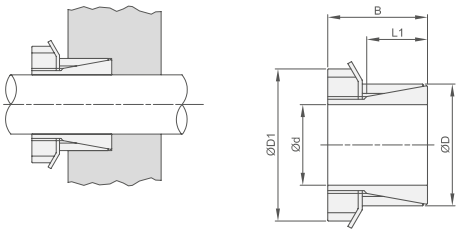

Description	d x D (mm)	L_1 (mm)	L_2 (mm)	B (mm)	Trans-withtable torque Mt (Nm)	Axial force F ax. (KN)	Screws - descrip-tion	Screws - number of	Pressure. shaft P_W (N/mm²)	Pressure. hub P_N (N/mm²)	Screws - tightening torque Ms (Nm)	Weight (kg)
CE01												
CE01 19	19x47	17	20	26	298	31	M6x18	8	286	116	14.9	0.25
CE01 20	20x47	17	20	26	313	31	M6x18	8	272	116	14.9	0.24
CE01 22	22x47	17	20	26	345	31	M6x18	8	247	116	14.9	0.23
CE01 24	24x50	17	20	26	424	35	M6x18	8	255	123	14.9	0.26
CE01 25	25x50	17	20	26	441	35	M6x18	8	245	123	14.9	0.25
CE01 28	28x55	17	20	26	549	39	M6x18	12	243	124	14.9	0.30
CE01 30	30x55	17	20	26	588	39	M6x18	12	227	124	14.9	0.29
CE01 32	32x60	17	20	26	752	47	M6x18	12	255	136	14.9	0.30
CE01 35	35x60	17	20	26	822	47	M6x18	12	233	136	14.9	0.32
CE01 38	38x65	17	20	26	1042	55	M6x18	15	250	146	14.9	0.36
CE01 40	40x65	17	20	26	1097	55	M6x18	15	238	146	14.9	0.34
CE01 42	42x75	20	24	32	1740	83	M8x22	12	291	163	35	0.48
CE01 45	45x75	20	24	32	1864	83	M8x22	12	271	163	35	0.57
CE01 48	48x80	20	24	32	1988	83	M8x22	12	254	153	35	0.59
CE01 50	50x80	20	24	32	2071	83	M8x22	12	244	153	35	0.60
CE01 55	55x85	20	24	32	2658	97	M8x22	15	259	168	35	0.63
CE01 60	60x90	20	24	32	2900	97	M8x22	15	238	158	35	0.69
CE01 65	65x95	20	24	32	3587	110	M8x22	15	250	171	35	0.73
CE01 70	70x110	24	28	38	5345	153	M10x25	15	268	171	69	1.26
CE01 75	75x115	24	28	38	5727	153	M10x25	15	250	163	69	1.33
CE01 80	80x120	24	28	38	6108	153	M10x25	15	235	156	69	1.40
CE01 85	85x125	24	28	38	7417	175	M10x25	15	252	172	69	1.49
CE01 90	90x130	24	28	38	7854	175	M10x25	15	238	165	69	1.53
CE01 95	95x135	24	28	38	9326	196	M10x25	18	254	179	69	1.62
CE01 100	100x145	26	33	45	11362	227	M12x30	15	258	178	123.3	2.01
CE01 110	110x155	26	33	45	12498	227	M12x30	15	234	166	123.3	2.15
CE01 120	120x165	26	33	45	15578	260	M12x30	16	245	178	123.3	2.35
CE01 130	130x180	34	38	50	21095	325	M12x35	20	217	156	123.3	3.51
CE01 140	140x190	34	38	50	24993	357	M12x35	22	221	163	123.3	3.85
CE01 150	150x200	34	38	50	29217	390	M12x35	24	225	169	123.3	4.07
CE01 160	160x210	34	38	50	33756	422	M12x35	26	229	174	123.3	4.30
CE01 170	170x225	38	44	58	39483	465	M14x40	22	212	160	187	5.80
CE01 180	180x235	38	44	58	45606	507	M14x40	24	218	167	187	6.00
CE01 190	190x250	46	52	66	56163	591	M14x45	28	199	152	187	8.50
CE01 200	200x260	46	52	66	63342	633	M14x45	30	203	156	187	8.60
CE01 220	220x285	50	56	72	81960	745	M16x50	26	200	154	290	11.00
CE01 240	240x305	50	56	72	103162	860	M16x50	30	211	166	290	12.00
CE01 260	260x325	50	56	72	126669	974	M16x50	34	221	177	290	13.00
CE01 280	280x355	60	66	84	157339	1124	M18x60	32	197	156	400	19.00
CE01 300	300x375	60	66	84	189653	1264	M18x60	36	207	166	400	20.00
CE01 320	320x405	72	78	98	264108	1651	M20x70	36	211	167	580	30.00

© ARNTZ OPTIBELT GROUP, GERMANY

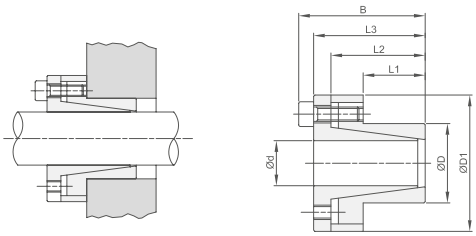

Description	d x D (mm)	L_1 (mm)	L_2 (mm)	L_3 (mm)	B (mm)	D_1 (mm)	D_2 (mm)	Trans-withtable torque Mt (Nm)	Axial force F ax. (KN)	Pressure. shaft P_W (N/mm²)	Pressure. hub P_N (N/mm²)	Screws - number of	Screws - description	Screws - tightening torque Ms (Nm)	Weight (kg)
CE02															
CE02 08	8x15	12	21	24	28	28	32	39	10	299	159	4	M4x10	5.2	0.16
CE02 09	9x16	14	23	27	31	28	32	44	10	227	128	4	M4x12	5.2	0.16
CE02 10	10x16	14	23	27	31	28	32	49	10	205	128	4	M4x12	5.2	0.17
CE02 11	11x18	14	23	27	31	30	34	53	10	186	114	4	M4x12	5.2	0.17
CE02 12	12x18	14	23	27	31	30	34	58	10	171	114	4	M4x12	5.2	0.18
CE02 14	14x23	14	23	27	31	35	39	68	10	146	89	4	M4x12	5.2	0.20
CE02 15	15x24	16	29	36	42	40	45	120	16	196	123	4	M6x18	17	0.21
CE02 16	16x24	16	29	36	42	40	45	128	16	184	123	4	M6x18	17	0.23
CE02 18	18x26	18	31	38	44	42	47	191	21	194	134	4	M6x18	17	0.27
CE02 19	19x27	18	31	38	44	43	48	202	21	183	129	4	M6x18	17	0.29
CE02 20	20x28	18	31	38	44	44	49	213	21	174	124	4	M6x18	17	0.30
CE02 22	22x32	25	38	45	51	48	54	234	21	114	78	4	M6x18	17	0.38
CE02 24	24x34	25	38	45	51	50	56	255	21	105	74	4	M6x18	17	0.41
CE02 25	25x34	25	38	45	51	50	56	266	21	100	74	4	M6x18	17	0.45
CE02 28	28x39	25	38	45	51	55	61	373	27	112	81	5	M6x18	17	0.47
CE02 30	30x41	25	38	45	51	57	63	480	32	126	92	6	M6x18	17	0.48
CE02 32	32x43	30	43	50	56	59	65	511	32	98	73	6	M6x18	17	0.51
CE02 35	35x47	30	43	50	56	63	69	747	43	120	89	8	M6x18	17	0.63
CE02 38	38x50	30	43	50	56	66	72	811	43	110	84	8	M6x18	17	0.67
CE02 40	40x53	32	45	52	58	69	75	959	48	110	83	9	M6x18	17	0.73
CE02 42	42x55	32	45	52	58	71	77	1007	48	105	80	9	M6x18	17	0.78
CE02 45	45x59	40	56	64	72	79	85	1781	79	130	99	8	M8x22	42	1.23
CE02 48	48x62	40	56	64	72	82	88	1900	79	122	94	8	M8x22	42	1.24
CE02 50	50x65	50	66	74	82	85	92	2473	99	117	90	10	M8x22	42	1.40
CE02 55	55x71	50	66	74	82	91	98	2721	99	106	82	10	M8x22	42	1.70
CE02 60	60x77	50	66	74	82	97	104	2968	99	97	76	10	M8x22	42	1.76
CE02 65	65x84	50	66	74	82	104	111	3215	99	90	69	10	M8x22	42	2.21
CE02 70	70x90	60	80	91	101	115	122	4430	127	89	69	8	M10x25	84	3.05
CE02 75	75x95	60	80	91	101	119	126	5338	142	93	74	9	M10x25	84	3.32
CE02 80	80x100	65	85	96	106	124	131	7595	190	108	86	12	M10x25	84	3.50
CE02 85	85x106	65	85	96	106	130	137	8069	190	101	81	12	M10x25	84	3.60
CE02 90	90x112	65	85	96	106	136	143	9968	222	112	90	14	M10x25	84	3.90
CE02 95	95x120	65	85	96	106	144	153	10522	222	106	84	14	M10x25	84	4.40
CE02 100	100x125	65	89	102	114	153	162	13651	273	124	99	12	M12x30	145	4.60
CE02 110	110x140	70	94	107	119	168	177	15016	273	105	82	12	M12x30	145	8.70
CE02 120	120x155	90	114	127	139	185	195	21844	364	99	77	16	M12x30	145	10.70
CE02 130	130x165	90	114	127	139	195	205	23664	364	92	72	16	M12x30	145	11.30
CE02 140	140x175	90	114	127	139	205	215	25485	364	85	68	16	M12x30	145	11.90
CE02 150	150x185	90	114	127	139	215	225	27305	364	80	64	16	M12x30	145	12.50

© ARNTZ OPTIBELT GROUP, GERMANY

optibelt CE Clamping Bushings
Profile CE03

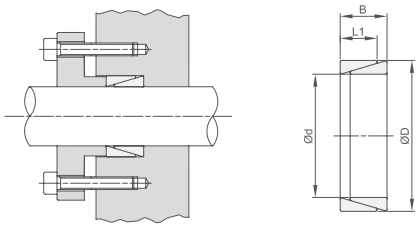

Description	d x D (mm)	L_1 (mm)	B (mm)	Transwithtable torque Mt (Nm)	Axial force F ax. (KN)	Pressure. shaft P_W (N/mm²)	Pressure. hub P_N (N/mm²)	Weight (kg)
				CE03				
CE03 12	12x15	3.7	4.5	10	2	98	78	0.01
CE03 14	14x18	5.3	6.3	19	3	98	76	0.01
CE03 15	15x19	5.3	6.3	22	3	98	77	0.01
CE03 16	16x20	5.3	6.3	25	3	98	78	0.01
CE03 17	17x21	5.3	6.3	28	3	98	79	0.01
CE03 18	18x22	5.3	6.3	32	4	98	80	0.01
CE03 19	19x24	5.3	6.3	35	4	98	77	0.01
CE03 20	20x25	5.3	6.3	39	4	98	78	0.01
CE03 22	22x26	5.3	6.3	47	4	98	83	0.01
CE03 24	24x28	5.3	6.3	57	5	98	84	0.01
CE03 25	25x30	5.3	6.3	61	5	98	81	0.01
CE03 28	28x32	5.3	6.3	76	5	98	86	0.01
CE03 30	30x35	5.3	6.3	88	6	98	84	0.01
CE03 32	32x36	5.3	6.3	100	6	98	87	0.02
CE03 35	35x40	6.0	7.0	136	8	98	86	0.02
CE03 36	36x42	6.0	7.0	144	8	98	84	0.02
CE03 38	38x44	6.0	7.0	160	8	98	84	0.02
CE03 40	40x45	6.6	8.0	195	10	98	87	0.03
CE03 42	42x48	6.6	8.0	216	10	98	86	0.04
CE03 45	45x52	8.6	10.0	321	14	98	85	0.04
CE03 48	48x55	8.6	10.0	367	15	98	85	0.05
CE03 50	50x57	8.6	10.0	397	16	98	86	0.05
CE03 55	55x62	8.6	10.0	480	17	98	87	0.06
CE03 56	56x64	10.4	12.0	603	22	98	86	0.07
CE03 60	60x68	10.4	12.0	692	23	98	86	0.07
CE03 63	63x71	10.4	12.0	764	24	98	87	0.08
CE03 65	65x73	10.4	12.0	813	25	98	87	0.08
CE03 70	70x79	12.2	14.0	1110	32	98	87	0.11
CE03 71	71x80	12.2	14.0	1140	32	98	87	0.12
CE03 75	75x84	12.2	14.0	1260	34	98	87	0.12
CE03 80	80x91	15.0	17.0	1770	44	98	86	0.20
CE03 90	90x101	15.0	17.0	2240	50	98	87	0.22
CE03 95	95x108	18.7	21.0	3450	70	98	86	0.38

© ARNTZ OPTIBELT GROUP, GERMANY

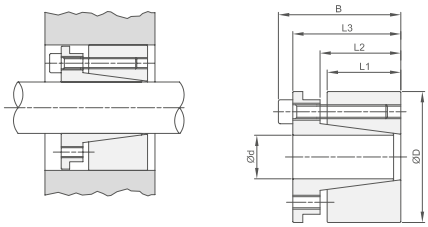

Description	d x D (mm)	L_1 (mm)	L_2 (mm)	L_3 (mm)	B (mm)	Trans-withtable torque Mt (Nm)	Axial force F ax. (KN)	Screws - descrip-tion	Screws - number of	Pressure. shaft P_W (N/mm²)	Pressure. hub P_N (N/mm²)	Screws - tightening torque Ms (Nm)	Weight (kg)
CE04													
CE04 19	19x47	26	31	39	45	307	32	193	78	4	M6x25	17	0.39
CE04 20	20x47	26	31	39	45	323	32	183	78	4	M6x25	17	0.38
CE04 22	22x47	26	31	39	45	355	32	166	78	4	M6x25	17	0.37
CE04 24	24x50	26	31	39	45	582	48	229	110	6	M6x25	17	0.43
CE04 25	25x50	26	31	39	45	606	48	220	110	6	M6x25	17	0.42
CE04 28	28x55	26	31	39	45	679	48	196	100	6	M6x25	17	0.55
CE04 30	30x55	26	31	39	45	727	48	183	100	6	M6x25	17	0.56
CE04 32	32x60	26	31	39	45	1033	65	229	122	8	M6x25	17	0.60
CE04 35	35X60	26	31	39	45	1130	65	209	122	8	M6x25	17	0.50
CE04 38	38x65	26	31	39	45	1227	65	193	113	8	M6x25	17	0.60
CE04 40	40x65	26	31	39	45	1292	65	183	113	8	M6x25	17	0.60
CE04 42	42x75	30	36	47	55	1835	87	204	115	6	M8x30	41	1.00
CE04 45	45x75	30	36	47	55	1966	87	191	115	6	M8x30	41	1.00
CE04 48	48x80	30	36	47	55	2097	87	179	107	6	M8x30	41	1.10
CE04 50	50x80	30	36	47	55	2184	87	172	107	6	M8x30	41	1.00
CE04 55	55x85	30	36	47	55	3202	116	208	135	8	M8x30	41	1.10
CE04 60	60x90	30	36	47	55	3493	116	191	127	8	M8x30	41	1.20
CE04 65	65x95	30	36	47	55	3784	116	176	120	8	M8x30	41	1.30
CE04 70	70x110	40	46	57	67	6607	189	199	127	8	M10x35	83	2.20
CE04 75	75x115	40	46	62	72	7079	189	186	121	8	M10x35	83	2.50
CE04 80	80x120	40	46	62	72	7551	189	174	116	8	M10x35	83	2.60
CE04 85	85x125	40	46	62	72	10029	236	205	139	10	M10x35	83	2.80
CE04 90	90x130	40	46	62	72	10619	236	193	134	10	M10x35	83	2.70
CE04 95	95x135	40	46	62	72	11209	236	183	129	10	M10x35	83	2.90
CE04 100	100x145	46	52	77	89	13738	275	176	121	8	M12x45	145	3.90
CE04 110	110x155	46	52	77	89	15111	275	160	114	8	M12x45	145	4.20
CE04 120	120x165	46	52	77	89	20606	343	183	133	10	M12x45	145	4.80
CE04 130	130x180	46	52	77	89	26788	412	203	147	12	M12x45	145	5.00
CE04 140	140x190	51	59	84	98	26142	373	154	114	8	M14x45	230	6.50
CE04 150	150x200	51	59	84	98	35016	467	180	135	10	M14x45	230	7.00
CE04 160	160x210	51	59	84	98	37351	467	169	129	10	M14x45	230	7.00
CE04 170	170x225	51	59	84	98	47617	560	191	144	12	M14x45	230	8.50
CE04 180	180x235	51	59	84	98	50418	560	180	138	12	M14x45	230	9.00

© ARNTZ OPTIBELT GROUP, GERMANY

optibelt CE Clamping Bushings
Profile CE05

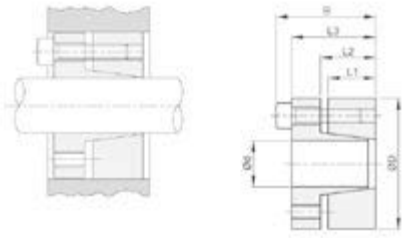

Description		d x D (mm)	L_1 (mm)	L_2 (mm)	L_3 (mm)	B (mm)	Trans-withtable torque Mt (Nm)	Axial force F ax. (KN)	Pressure. shaft P_W (N/mm²)	Pressure. hub P_N (N/mm²)	Screws - number of	Screws - descrip-tion	Screws - tigh-tening torque Ms (Nm)	Weight (kg)
CE05														
CE05	19	19x47	17	22	28	34	273	29	262	106	5	M6x20	13	0.30
CE05	20	20x47	17	22	28	34	287	29	249	106	5	M6x20	13	0.30
CE05	22	22x47	17	22	28	34	316	29	227	106	5	M6x20	13	0.30
CE05	24	24x50	17	22	28	34	413	34	249	120	6	M6x20	13	0.30
CE05	25	25x50	17	22	28	34	431	34	239	120	6	M6x20	13	0.30
CE05	28	28x55	17	22	28	34	482	34	213	109	6	M6x20	13	0.40
CE05	30	30x55	17	22	28	34	517	34	199	109	6	M6x20	13	0.30
CE05	32	32x60	17	22	28	34	734	46	249	133	8	M6x20	13	0.40
CE05	35	35x60	17	22	28	34	803	46	227	133	8	M6x20	13	0.40
CE05	38	38x65	17	22	28	34	872	46	210	122	8	M6x20	13	0.40
CE05	40	40x65	17	22	28	34	918	46	199	122	8	M6x20	13	0.40
CE05	42	42x75	20	25	33	41	1563	74	261	146	7	M8x25	32	0.80
CE05	45	45x75	20	25	33	41	1674	74	244	146	7	M8x25	32	0.60
CE05	50	50x80	20	25	33	41	1860	74	219	137	7	M8x25	32	0.80
CE05	55	55x85	20	25	33	41	2340	85	228	148	8	M8x25	32	0.80
CE05	60	60x90	20	25	33	41	2553	85	209	139	8	M8x25	32	0.80
CE05	65	65x95	20	25	33	41	3110	96	217	149	9	M8x25	32	0.90
CE05	70	70x110	24	30	40	50	4838	138	243	154	8	M10x30	65	1.59
CE05	75	75x115	24	30	40	50	5184	138	226	148	8	M10x30	65	1.80
CE05	80	80x120	24	30	40	50	5530	138	212	142	8	M10x30	65	1.80
CE05	85	85x125	24	30	40	50	6610	156	225	153	9	M10x30	65	2.00
CE05	90	90x130	24	30	40	50	6998	156	212	147	9	M10x30	65	2.10
CE05	95	95x135	24	30	40	50	8208	173	223	157	10	M10x30	65	2.10
CE05	100	100x145	26	32	44	56	9742	195	221	152	8	M12x35	110	2.80
CE05	110	110x155	26	32	44	56	10716	195	201	143	8	M12x35	110	3.00
CE05	120	120x165	26	32	44	56	13154	219	207	151	9	M12x35	110	3.20
CE05	130	130x180	34	40	52	64	18996	292	195	141	12	M12x35	110	4.80
CE05	140	140x190	34	40	54	68	20336	291	180	133	9	M14x40	170	5.20
CE05	150	150x200	34	40	54	68	24211	323	187	140	10	M14x40	170	5.40
CE05	160	160x210	34	40	54	68	28408	355	192	147	11	M14x40	170	5.70
CE05	170	170x225	44	50	64	78	32929	387	153	115	12	M14x40	170	8.00
CE05	180	180x235	44	50	64	78	34866	387	144	110	12	M14x40	170	8.30

© ARNTZ OPTIBELT GROUP, GERMANY

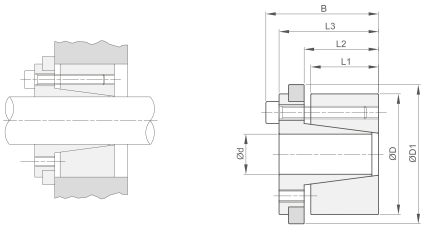

Description	d x D (mm)	L_1 (mm)	L_2 (mm)	L_3 (mm)	B (mm)	D_1 (mm)	Trans-withtab-le torque Mt (Nm)	Axial force F ax. (KN)	Pressu-re. shaft P_W (N/mm²)	Pressu-re. hub P_N (N/mm²)	Screws - number of	Screws - descrip-tion	Screws - tigh-tening torque Ms (Nm)	Weight (kg)
CE06														
CE06 19	19x47	26	31	39	45	53	202	21	127	51	4	M6x20	17	0.45
CE06 20	20x47	26	31	39	45	53	213	21	121	51	4	M6x20	17	0.46
CE06 22	22x47	26	31	39	45	53	234	21	110	51	4	M6x20	17	0.50
CE06 24	24x50	26	31	39	45	56	384	32	151	73	6	M6x20	17	0.50
CE06 25	25x50	26	31	39	45	56	400	32	145	73	6	M6x20	17	0.50
CE06 28	28x55	26	31	39	45	61	448	32	129	66	6	M6x20	17	0.60
CE06 30	30x55	26	31	39	45	61	480	32	121	66	6	M6x20	17	0.60
CE06 32	32x60	26	31	39	45	66	683	43	151	81	8	M6x20	17	0.70
CE06 35	35x60	26	31	39	45	66	747	43	138	81	8	M6x20	17	0.60
CE06 38	38x65	26	31	39	45	71	811	43	127	74	8	M6x20	17	0.80
CE06 40	40x65	26	31	39	45	71	853	43	121	74	8	M6x20	17	0.60
CE06 42	42x75	30	36	47	55	81	1216	58	135	76	6	M8x30	41	1.20
CE06 45	45x75	30	36	47	55	81	1302	58	126	76	6	M8x30	41	1.10
CE06 48	48x80	30	36	47	55	86	1389	58	119	71	6	M8x30	41	1.30
CE06 50	50x80	30	36	47	55	86	1447	58	114	71	6	M8x30	41	1.10
CE06 55	55x85	30	36	47	55	91	2124	77	138	89	8	M8x30	41	1.20
CE06 60	60x90	30	36	47	55	96	2317	77	127	84	8	M8x30	41	1.30
CE06 65	65x95	30	36	47	55	101	2510	77	117	80	8	M8x30	41	1.40
CE06 70	70x110	40	46	57	67	116	4381	125	132	84	8	M10x35	83	2.50
CE06 75	75x115	40	46	62	72	121	4694	125	123	80	8	M10x35	83	2.60
CE06 80	80x120	40	46	62	72	126	5007	125	115	77	8	M10x35	83	2.80
CE06 85	85x125	40	46	62	72	131	6651	156	136	92	10	M10x35	83	2.80
CE06 90	90x130	40	46	62	72	136	7042	156	128	89	10	M10x35	83	3.00
CE06 95	95x135	40	46	62	72	141	7433	156	121	85	10	M10x35	83	3.00
CE06 100	100x145	46	52	77	89	151	9104	182	117	81	8	M12x45	145	5.50
CE06 110	110x155	46	52	77	89	161	10015	182	106	75	8	M12x45	145	4.80
CE06 120	120x165	46	52	77	89	171	13653	228	122	88	10	M12x45	145	5.50
CE06 130	130x180	46	52	77	89	186	17747	273	135	97	12	M12x45	145	6.00
CE06 140	140x190	51	59	84	98	196	17328	248	102	75	8	M14x45	230	7.50
CE06 150	150x200	51	59	84	98	206	23207	309	119	89	10	M14x45	230	7.70
CE06 160	160x210	51	59	84	98	216	24754	309	112	85	10	M14x45	230	8.00
CE06 170	170x225	51	59	84	98	231	31561	371	126	95	12	M14x45	230	9.80
CE06 180	180x235	51	59	84	98	241	33417	371	119	91	12	M14x45	230	9.80

© ARNTZ OPTIBELT GROUP, GERMANY

optibelt CE Clamping Bushings
Profile CE07

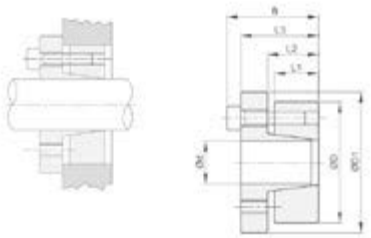

Description		d x D (mm)	L_1 (mm)	L_2 (mm)	L_3 (mm)	B (mm)	D_1 (mm)	Trans-withtable torque Mt (Nm)	Axial force F ax. (KN)	Pressure. shaft P_W (N/mm²)	Pressure. hub P_N (N/mm²)	Screws - descrip-tion	Screws - tigh-tening torque Ms (Nm)	Weight (kg)
CE07														
CE07	19	19x47	17	22	28	34	56	243	26	234	94	M6x20	17	0.30
CE07	20	20x47	17	22	28	34	56	256	26	222	94	M6x20	17	0.30
CE07	22	22x47	17	22	28	34	56	282	26	202	94	M6x20	17	0.30
CE07	24	24x50	17	22	28	34	59	368	31	222	106	M6x20	17	0.30
CE07	25	25x50	17	22	28	34	59	383	31	213	106	M6x20	17	0.30
CE07	28	28x55	17	22	28	34	64	429	31	190	97	M6x20	17	0.40
CE07	30	30x55	17	22	28	34	64	460	31	177	97	M6x20	17	0.40
CE07	32	32x60	17	22	28	34	69	655	41	222	118	M6x20	17	0.40
CE07	35	35x60	17	22	28	34	69	716	41	203	118	M6x20	17	0.40
CE07	38	38x65	17	22	28	34	74	778	41	187	109	M6x20	17	0.50
CE07	40	40x65	17	22	28	34	74	819	41	178	109	M6x20	17	0.50
CE07	42	42x75	20	25	33	41	84	1361	65	227	127	M8x25	41	0.80
CE07	45	45x75	20	25	33	41	84	1458	65	212	127	M8x25	41	0.70
CE07	50	50x80	20	25	33	41	84	1620	65	191	119	M8x25	41	0.80
CE07	55	55x85	20	25	33	41	94	2037	74	199	129	M8x25	41	0.90
CE07	60	60x90	20	25	33	41	99	2223	74	182	121	M8x25	41	0.90
CE07	65	65x95	20	25	33	41	104	2710	83	189	126	M8x25	41	1.00
CE07	70	70x110	24	30	40	50	119	4203	120	211	134	M10x30	83	1.90
CE07	75	75x115	24	30	40	50	124	4754	120	197	128	M10x30	83	2.00
CE07	80	80x120	24	30	40	50	129	4804	120	184	123	M10x30	83	2.00
CE07	85	85x125	24	30	40	50	134	5742	135	195	133	M10x30	83	2.00
CE07	90	90x130	24	30	40	50	139	6080	135	184	128	M10x30	83	2.20
CE07	95	95x135	24	30	40	50	144	7131	150	194	137	M10x30	83	2.30
CE07	100	100x145	26	32	44	56	154	8732	175	198	137	M12x35	145	3.00
CE07	110	110x155	26	32	44	56	164	9605	175	180	128	M12x35	145	3.20
CE07	120	120x165	26	32	44	56	174	11787	196	186	135	M12x35	145	3.40
CE07	130	130x180	34	40	52	64	189	17024	262	175	126	M12x35	145	5.20
CE07	140	140x190	34	40	54	68	199	18703	267	166	122	M14x40	230	5.40
CE07	150	150x200	34	40	54	68	209	22259	297	172	129	M14x40	230	5.70
CE07	160	160x210	34	40	54	68	219	26119	326	177	135	M14x40	230	6.00
CE07	170	170x225	44	50	64	78	234	30276	356	140	106	M14x40	230	8.30
CE07	180	180x235	44	50	64	78	244	32057	356	133	102	M14x40	230	8.80

© ARNTZ OPTIBELT GROUP, GERMANY

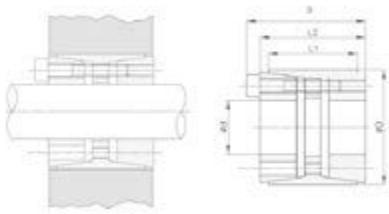

Description		d x D (mm)	L_1 (mm)	L_2 (mm)	B (mm)	Trans-withtable torque Mt (Nm)	Axial force F ax. (KN)	Pressure. shaft P_W (N/mm²)	Pressure. hub P_N (N/mm²)	Screws - number of	Screws - description	Screws - tightening torque Ms (Nm)	Weight (kg)
CE08													
CE08	25	25x55	32	40	46	799	64	314	107	6	M6x35	17	0.50
CE08	28	28x55	32	40	46	895	64	281	107	6	M6x35	17	0.60
CE08	30	30x55	32	40	46	959	64	262	107	6	M6x35	17	0.60
CE08	35	35x60	44	54	60	1306	75	185	83	7	M6x45	17	0.70
CE08	38	38x75	44	54	62	2567	135	308	121	7	M8x50	41	0.70
CE08	40	40x75	44	54	62	2702	135	293	121	7	M8x50	41	0.70
CE08	42	42x75	44	54	62	2837	135	279	121	7	M8x50	41	1.00
CE08	45	45x75	44	54	62	3040	135	260	121	7	M8x50	41	0.90
CE08	48	48x80	56	64	62	3707	154	216	102	8	M8x55	41	1.40
CE08	50	50x80	56	64	72	3861	154	207	102	8	M8x55	41	1.30
CE08	55	55x85	56	64	72	4779	174	212	108	9	M8x55	41	1.50
CE08	60	60x90	56	64	72	5793	193	216	113	10	M8x55	41	1.60
CE08	65	65x95	56	64	72	6276	193	199	107	10	M8x55	41	1.80
CE08	70	70x110	70	78	88	10951	313	235	120	10	M10x60	83	3.00
CE08	75	75x115	70	78	88	11733	313	220	115	10	M10x60	83	3.30
CE08	80	80x120	70	78	88	13768	344	227	121	11	M10x60	83	3.50
CE08	85	85x125	70	78	88	15959	376	233	127	12	M10x60	83	3.70
CE08	90	90x130	70	78	88	16898	376	220	122	12	M10x60	83	3.80
CE08	95	95x135	70	78	88	17837	376	208	117	12	M10x60	83	5.00
CE08	100	100x145	90	100	112	25029	501	211	113	11	M12x80	145	6.00
CE08	110	110x155	90	100	112	30039	546	209	115	12	M12x80	145	6.20
CE08	120	120x165	90	100	112	38226	637	224	127	14	M12x80	145	7.20
CE08	130	130x180	104	116	130	48270	743	201	117	12	M14x90	230	10.00
CE08	140	140x190	104	116	130	60654	866	217	129	14	M14x90	230	10.20
CE08	150	150x200	104	116	130	69628	928	217	132	15	M14x90	230	10.80
CE08	160	160x210	104	116	130	79220	990	217	134	16	M14x90	230	11.50
CE08	170	170x225	134	148	164	100851	1186	206	116	14	M16x110	360	17.00
CE08	180	180x235	134	148	164	114414	1271	208	119	15	M16x110	360	17.05
CE08	190	190x250	134	148	164	128814	1356	210	119	16	M16x110	360	21.50
CE08	200	200x260	134	148	164	135594	1356	200	115	16	M16x110	360	22.00
CE08	220	220x285	134	148	164	167805	1526	204	118	18	M16x110	360	25.00

© ARNTZ OPTIBELT GROUP, GERMANY

optibelt CE Clamping Bushings
Profile CE11

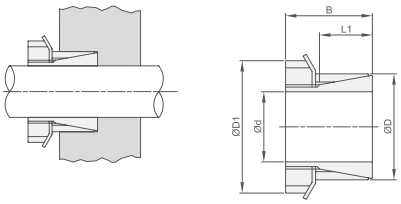

Description	d x D (mm)	L_1 (mm)	B (mm)	D_1 (mm)	Trans-withtable torque Mt (Nm)	Axial force F ax. (KN)	Pressure. shaft P_W (N/mm²)	Pressure. hub P_N (N/mm²)	Screws - number of	Screws - descrip-tion	Screws - tightening torque Ms (Nm)	Weight (kg)
CE11												
CE11 15	15x25	20	31	32	77	9	91	55	1	M20x1	95	0.11
CE11 18	18x30	21	33	38	125	13	98	59	1	M25x1.5	160	0.13
CE11 19	19x30	21	33	38	132	13	93	59	1	M25x1.5	160	0.13
CE11 20	20x30	21	33	38	139	13	88	59	1	M25x1.5	160	0.15
CE11 24	24x35	25	38	45	202	15	74	51	1	M30x1.5	220	0.17
CE11 25	25x35	25	38	45	210	15	71	51	1	M30x1.5	220	0.17
CE11 28	28x40	28	44	52	312	20	76	53	1	M35x1.5	340	0.28
CE11 30	30x40	28	44	52	335	20	71	53	1	M35x1.5	340	0.26
CE11 32	32x45	28	45	58	483	25	75	58	1	M40x1.5	480	0.26
CE11 35	35x45	28	46	65	696	31	82	66	1	M45x1.5	680	0.33
CE11 40	40x50	28	47	70	902	36	84	69	1	M50x1.5	870	0.45
CE11 45	45x55	28	47	75	1014	37	77	64	1	M55x2	970	0.66
CE11 50	50x60	28	48	80	1158	38	73	61	1	M60x2	1100	0.72
CE11 60	60x70	28	50	85	1379	41	73	62	1	M65x2	1300	0.80

© ARNTZ OPTIBELT GROUP, GERMANY

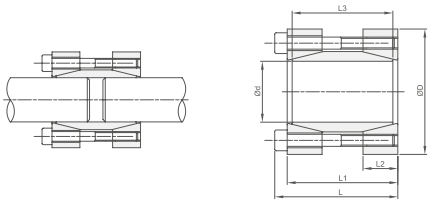

Description	d x D (mm)	L (mm)	L_1 (mm)	L_2 (mm)	L_3 (mm)	Trans-withtable torque Mt (Nm)	Axial force F ax. (KN)	Pressure. shaft P_W (N/mm²)	Screws - number of	Screws - description	Screws - tightening torque Ms (Nm)	Weight (kg)
CE13												
CE13 17	17x50	56	50	16	44	179	21	166	4	M6x45	17	0.51
CE13 18	18x50	56	50	16	44	190	21	157	4	M6x45	17	0.52
CE13 19	19x50	56	50	16	44	200	21	149	4	M6x45	17	0.50
CE13 20	20x50	56	50	16	44	211	21	141	4	M6x45	17	0.50
CE13 24	24x55	66	60	18.5	54	378	32	144	6	M6x55	17	0.71
CE13 25	25x55	66	60	18.5	54	394	32	138	6	M6x55	17	0.69
CE13 28	28x60	66	60	18.5	54	442	32	123	6	M6x55	17	0.81
CE13 30	30x60	66	60	18.5	54	473	32	115	6	M6x55	17	0.78
CE13 32	32x63	66	60	18.5	54	505	32	108	6	M6x55	17	0.85
CE13 35	35x75	83	75	22	67	682	39	98	4	M8x70	42	1.48
CE13 38	38x75	83	75	22	67	741	39	90	4	M8x70	42	1.45
CE13 40	40x75	83	75	22	67	780	39	86	4	M8x70	42	1.40
CE13 42	42x78	83	75	22	67	819	39	82	4	M8x70	42	1.50
CE13 45	45x85	93	85	24.5	76	1317	59	101	6	M8x80	42	2.03
CE13 48	48x90	93	85	24.5	76	1405	59	95	6	M8x80	42	2.24
CE13 50	50x90	93	85	24.5	76	1463	59	91	6	M8x80	42	2.18
CE13 55	55x94	93	85	24.5	76	2147	78	110	8	M8x80	42	2.29
CE13 60	60x100	93	85	24.5	76	2343	78	101	8	M8x80	42	2.52
CE13 65	65x105	93	85	24.5	76	2538	78	93	8	M8x80	42	2.69
CE13 70	70x115	110	100	29	90	4321	123	116	8	M10x95	83	3.94

* Non stock items We reserve the right to make technical changes.

© ARNTZ OPTIBELT GROUP, GERMANY

optibelt CE Clamping Bushings
Profile CE14

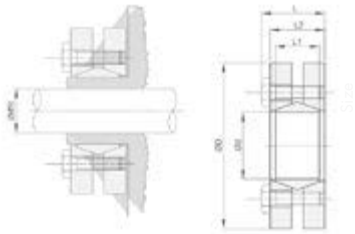

Description	d_w (mm)	D (mm)	L_1 (mm)	L_2 (mm)	L (mm)	Pressure shaft P_w (N/mm²)	Torque M (Nm)	Axial force F (KN)	Screws - descrip-tion	Screws - number of	Screws - tightening torque Ms (Nm)	Weight (kg)
CE14												
	19						162	15.0				
CE14 24	20	50	14	19.5	23	272	200	18.5	6	M5x18	4.9	0.20
	21						238	21.0				
	24						285	15.7				
CE14 30	25	60	16	21.5	25	221	323	23.7	7	M5x18	4.9	0.30
	26						361	26.7				
	28						418	27.0				
CE14 36	30	72	18	23.5	27.5	292	542	38.0	5	M6x20	11.8	0.40
	31						599	43.0				
	32						589	44.0				
CE14 44	35	80	20	25.5	29.5	301	741	49.0	7	M6x20	11.8	0.60
	36						817	54.0				
	38						893	48.8				
CE14 50	40	90	22	27.5	31.5	275	1102	58.8	8	M6x25	11.8	0.80
	42						1311	69.0				
	42						1102	48.0				
CE14 55	45	100	23	30.5	34.5	239	1444	61.7	8	M6x25	11.8	1.10
	48						1786	77.0				
	48						1758	69.0				
CE14 62	50	110	23	30.5	34.5	265	2090	80.9	10	M6x25	11.8	1.30
	52						2280	90.0				
	50						1900	71.2				
CE14 68	55	115	23	30.5	34.5	242	2375	80.9	10	M6x25	11.8	1.40
	60						2993	95.7				
	55						2375	94.4				
CE14 75	60	138	25	32.5	37.8	259	3040	111.0	7	M8x30	29.4	1.70
	65						3753	126.0				
	60						3040	99.3				
CE14 80	65	145	25	32.5	37.8	243	7505	115.0	7	M8x30	29.4	1.90
	70						4370	130.0				
	65						4513	141.0				
CE14 90	70	155	30	39	44.3	257	5700	160.0	10	M8x35	29.4	3.30
	75						6888	178.0				
	70						6555	163.0				
CE14 100	75	170	34	44	49.3	245	7125	182.0	12	M8x35	29.4	4.70
	80						8550	202.0				
	75						6840	185.0				
CE14 110	80	185	39	50	56.4	232	8550	207.0	9	M10x40	57.8	5.90
	85						10260	221.0				

© ARNTZ OPTIBELT GROUP, GERMANY

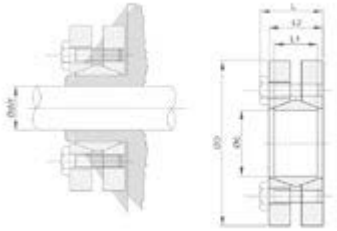

Description	d_w (mm)	D (mm)	L_1 (mm)	L_2 (mm)	L (mm)	Pressure shaft P_W (N/mm²)	Torque M (Nm)	Axial force F (KN)	Screws - description	Screws - number of	Screws - tightening torque Ms (Nm)	Weight (kg)
CE14												
	85						10450	240.0				
CE14 125	90	215	42	54	60.4	253	12350	262.0	12	M10x40	57.8	8.30
	95						14250	285.0				
	95						14345	308.0				
CE14 140	100	230	46	60.5	68	251	16720	331.0	10	M12x45	98	10.00
	105						19095	357.0				
	105						20900	366.0				
CE14 155	110	265	50	64.5	72	250	23750	392.0	12	M12x50	98	15.00
	115						26600	417.0				
	115						29450	513.0				
CE14 165	120	290	56	71	81	263	33250	544.0	8	M16x55	245	22.00
	125						37050	564.0				
	125						34200	576.0				
CE14 175	130	300	56	71	81	248	38950	630.0	8	M16x55	250	22.00
	135						45000	666.0				

© ARNTZ OPTIBELT GROUP, GERMANY

optibelt CE Clamping Bushings
Profile CE16

Description	L_1 (mm)	L_2 (mm)	L_3 (mm)	B (mm)	D_1 (mm)	Trans-withtable torque Mt (Nm)	Axial force F ax. (KN)	Pressure. shaft P_W (N/mm²)	Pressure. hub P_N (N/mm²)	Screws - number of	Screws - descrip-tion	Screws - tigh-tening torque Ms (Nm)	Weight (kg)
CE16													
CE16 14 x 55	17	22	31	39	62	234	33	415	106	4	M8x25	37	0.50
CE16 16 x 55	17	22	31	39	62	268	33	363	106	4	M8x25	37	0.50
CE16 18 x 55	17	22	31	39	62	333	37	357	117	4	M8x25	41	0.50
CE16 19 x 55	17	22	31	39	62	352	37	338	117	4	M8x25	41	0.50
CE16 20 x 55	17	22	31	39	62	370	37	321	117	4	M8x25	41	0.50
CE16 22 x 55	17	22	31	39	62	407	37	292	117	4	M8x25	41	0.50
CE16 24 x 55	17	22	31	39	62	445	37	268	117	4	M8x25	41	0.50
CE16 25 x 55	17	22	31	39	62	463	37	257	117	4	M8x25	41	0.50
CE16 28 x 55	17	22	31	39	62	519	37	229	117	4	M8x25	41	0.40
CE16 30 x 55	17	22	31	39	62	556	37	214	117	4	M8x25	41	0.40
CE16 24 x 65	17	22	31	39	72	556	46	335	124	5	M8x25	41	0.70
CE16 25 x 65	17	22	31	39	72	579	46	321	124	5	M8x25	41	0.70
CE16 28 x 65	17	22	31	39	72	649	46	287	124	5	M8x25	41	0.60
CE16 30 x 65	17	22	31	39	72	695	46	268	124	5	M8x25	41	0.60
CE16 32 x 65	17	22	31	39	72	741	46	251	124	5	M8x25	41	0.60
CE16 35 x 65	17	22	31	39	72	811	46	230	124	5	M8x25	41	0.50
CE16 38 x 65	17	22	31	39	72	880	46	211	124	5	M8x25	41	0.50
CE16 40 x 65	17	22	31	39	72	927	46	201	124	5	M8x25	41	0.50
CE16 30 x 80	20	25	33	41	87	972	65	318	119	7	M8x25	41	1.00
CE16 32 x 80	20	25	33	41	87	1037	65	299	119	7	M8x25	41	1.00
CE16 35 x 80	20	25	33	41	87	1134	65	273	119	7	M8x25	41	1.00
CE16 38 x 80	20	25	33	41	87	1231	65	251	119	7	M8x25	41	1.00
CE16 40 x 80	20	25	33	41	87	1296	65	239	119	7	M8x25	41	0.90
CE16 42 x 80	20	25	33	41	87	1361	65	227	119	7	M8x25	41	0.90
CE16 45 x 80	20	25	33	41	87	1458	65	212	119	7	M8x25	41	0.80
CE16 48 x 80	20	25	33	41	87	1555	65	199	119	7	M8x25	41	0.80
CE16 50 x 80	20	25	33	41	87	1620	65	191	119	7	M8x25	41	0.80

© ARNTZ OPTIBELT GROUP, GERMANY